



Message From The Founders

First off we want to say thank you, and that we appreciate the faith you have in our brand to buy our Talk n' Charge Earbuds.

We started Tech Armor with the idea that we would bring high quality products to our customers at a price everyone can afford. We start with the best components available and combine that with support from the best team in the business, our valued Tech Armor Nation, and back it all with an industry-best Tech Armor 2-Year Warranty.

If you are anything less than happy with our products, we want to know about it! Your feedback, good or bad, makes us a better brand and lets us serve you better, so please don't keep quiet. Email us at customersupport@techarmor.com. We will make sure you are 100% satisfied with your Tech Armor purchase or we will refund you.

Thank you for your business.

*Joe and Eric
Co-Founders*



Audio Control Volume (+)

- Blast your music, movies!
- Increased clarity during phone conversations

Multi - Function Button

- Answer / end calls
- Play / pause music

Audio Control Volume (-)

- Save your ears!
- Hear more of your surroundings

Sync / Charge Port

- Take calls while charging
- Listen to music and charge
- Sync and charge



TECH ARMOR

Talk n' Charge Lightning Earbuds

INSTRUCTIONS

Made for
 iPod  iPhone  iPad

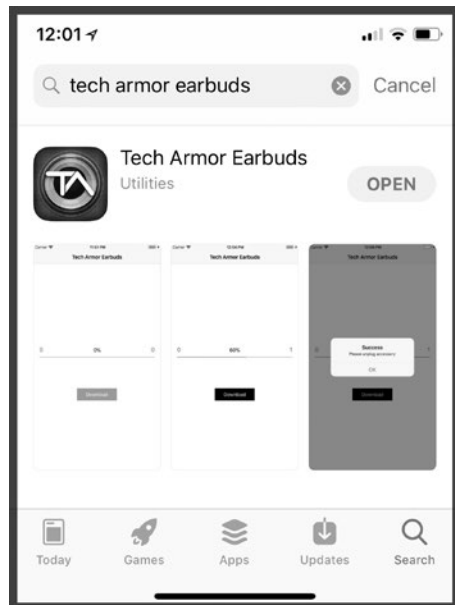
IMPORTANT NOTICE

UPDATE YOUR EARBUDS

Apple updates the iOS software platform regularly and this could affect the function of our earbuds.

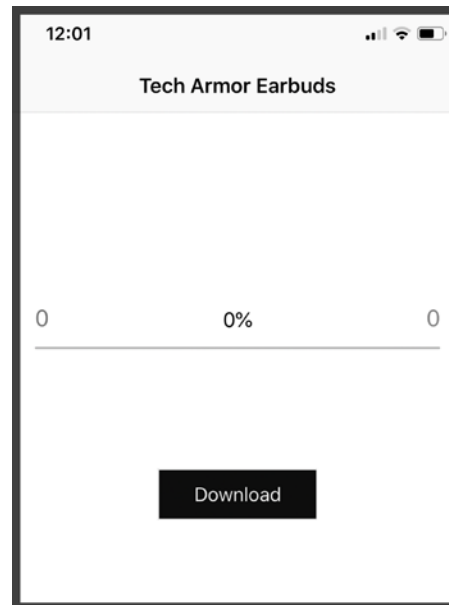
We created an APP (available in the App Store on your device) to keep your earbuds updated with the latest iOS software upgrade.

Before you use your earbuds for the first time, run our app to make sure you're synced to the latest software. It is also good to run the app again with each new Apple software release to avoid any complications.



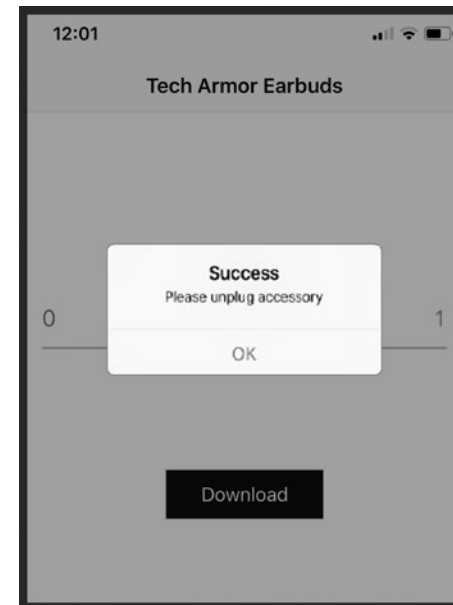
DOWNLOAD THE APP

- Search for "tech armor earbuds"
- Install "Tech Armor Earbuds" app



OPEN THE APP

- Open the app and THEN plug in the earbuds
- The "Download" button changes from gray to black



UPGRADE YOUR EARBUDS

- Click "Download" to install the latest software
- The "Success" screen means you're good to go!!